

承 认 书

SPECIFICATION FOR APPROVAL

客户名称

Customer name

客户料号

Customer material No.

产品名称

Product name

STC 5*20 玻璃管保险丝

产品型号

Product model

送样日期

Deliver date

年

月

日

本司确认 (TRX APPROVAL)

检验 Inspection	校对 Proofreading	批准 Approval	签章 Signature
唐军	唐盛华	罗雄	

客户确认 (CUSTOMER APPROVAL)

检验 Inspection	校对 Proofreading	批准 Approval	签章 Signature

确认结果Verify the results:

☐ 合格Qualified

☐ 不合格Unqualified

☐ 其他Other



规格承认书

Specification for approval

产品名称: STC 系列 慢断型 玻璃管保险丝

Product Type: STC Series *Time-Lag Glass Tube Fuse*

东莞市瑞迈电子科技有限公司
Dongguan Reomax Electronics Technology co., Ltd

电话: +86-769-88030405 传真: +86-769-85635648

厂址: 广东省东莞市大岭山镇地塘岭工业园

网址: <http://www.reomaxfuse.com>

Reomax Electronics (HK) Limited

Add: 5th Floor, Bright way tower, No.33 Mong kok road, Kowloon Hong Kong.

Web: <http://www.reomaxfuse.net>



© 2020 REOMAX® ELECTRONICS TECHNOLOGY CO., LTD.

Specifications are subject to change without notice

Revised: 2020 TEL.13798531548



目录 Contents

1. 适用范围 / Scope of Application.....	4
2. 安规认证标准及编号 / Standards and Agency Approvals.....	4
3. 产品标示 / Product Marking.....	5
4. 外观及形状 / Appearances and Configuration.....	6
5. 结构及尺寸 / Dimensions and Structure.....	6
6. 材料明细 / Material Details	7
7. 产品特性 / Product Characteristics	7
8. 电气特性 / Electrical Characteristics	7
9. 环境特性 / Environmental Characteristic.....	10
10. 安装建议 / Installation Recommendations	10
11. 包装 / Packaging.....	11
12. 其他 / Others.....	12
附件 I: 安规证书 / Appendix I: Safety approval certificates	12



1. 适用范围 / Scope of Application

本产品适用于各类电子设备电路的过流保护作用, 广泛应用于照明设备、电源设备以及适配器等领域。

This product is suitable for various kinds of electronic devices' circuit over current protection. Widely used in industrial of Lighting, Power supply and Adapter applications, etc.

2. 安规认证标准及编号 / Standards and Agency Approvals













2.1 执行标准: 遵循 UL 248 -1 / -14。

Standards: In accordance with UL 248 -1 / -14.

2.2 认证范围 Certification:

额定电压 Voltage Rating	安规标准 Agency	认证范围 Ampere Range	证书编号 Agency File Number
125V/250V	UL	200mA ~ 10A	E340427(JDYX)
	C-UL	200mA ~ 10A	E340427(JDYX7)
	PSE	200mA ~ 10A	Pending
	KTL	200mA ~ 10A	Pending

2.3 目录编号 Catalogue No., A = 250V/ B =125V, ● Approved / ○ Pending

目录编号 Catalog No.	额定电流 Ampere Rating	额定电压 Voltage Rating	分断能力 Breaking Capacity	熔化热能 I²TMelting Integral(A².S)	安规认证 Agency Approvals		
							
STC0100A/B	100mA	250V/125V	35A@250V AC (200mA~1A);	0.005			
STC0125A/B	125mA	250V/125V		0.01			
STC0160A/B	160mA	250V/125V		0.02			
STC0200A/B	200mA	250V/125V		0.04			
STC0250A/B	250mA	250V/125V		0.06			
STC0300A/B	300mA	250V/125V	10000A@125 V AC (200mA~10A);	0.08			
STC0315A/B	315mA	250V/125V		0.10			
STC0350A/B	350mA	250V/125V		0.13			
STC0400A/B	400mA	250V/125V		0.19			
STC0500A/B	500mA	250V/125V		0.32			



STC0630A/B	630mA	250V/125V	35A@250V AC (200mA~1A); 100A@250V AC (1.25A~3.5A); 200A@250V AC (4A~10A).	0.54	●	●	○
STC0750A/B	750mA	250V/125V		0.93	●	●	○
STC0800A/B	800mA	250V/125V		1.16	●	●	○
STC1100A/B	1A	250V/125V		2.5	●	●	○
STC1125A/B	1.25A	250V/125V		4.2	●	●	○
STC1150A/B	1.5A	250V/125V		6.2	●	●	○
STC1160A/B	1.6A	250V/125V		11	●	●	○
STC1200A/B	2A	250V/125V		20	●	●	○
STC1250A/B	2.5A	250V/125V		39	●	●	○
STC1300A/B	3A	250V/125V		64	●	●	○
STC1315A/B	3.15A	250V/125V		69	●	●	○
STC1350A/B	3.5A	250V/125V		70	●	●	○
STC1400A/B	4A	250V/125V		83	●	●	○
STC1500A/B	5A	250V/125V		90	●	●	○
STC1600A/B	6A	250V/125V		102	●	●	○
STC1630A/B	6.3A	250V/125V		126	●	●	○
STC 1700A/B	7A	250V/125V		129	●	●	○
STC 1800A/B	8A	250V/125V		147	●	●	○
STC 2100A/B	10A	250V/125V		221	●	●	○
STC2120A/B	12A	250V/125V		-	○	○	○
STC2150A/B	15A	250V/125V		-	○	○	○
STC2160A/B	16A	250V/125V		-	○	○	○
STC2200A/B	20A	250V/125V		-	○	○	○

3. 产品标示 / Product Marking

保险丝两端铜帽上需有下列标示。

The fuses cap shall have the following markings.

示例 Example:

	STC		1A	250V	U_L c U_L
①	②		③	④	⑤



①	制造厂商标识/Reomax Trade Mark:
②	系列型号名称/Series Type Name: STC 注: 未标记在管体 <i>Won't be printed on tube</i>
③	额定电流/Rated Current (A): <u> 1 </u> A 或 or <u> mA </u>
④	额定电压/Rated Voltage (V): 125V/250V
⑤	认证符号/ Approval Marks:

注意 / Note: 对于标示的大小和位置没有规定。

Size and position of the markings shall not be provided.

关于有引脚和无引脚请用文字表示 *About with and without pin pin please use*

关于特别电流引线直径问题请咨询协商 *Please consultation for special current lead diameter problem*

4. 外观及形状 / Appearances and Configuration

4.1 外观不应出现显著的污点、裂纹, 标识应该容易辨识。

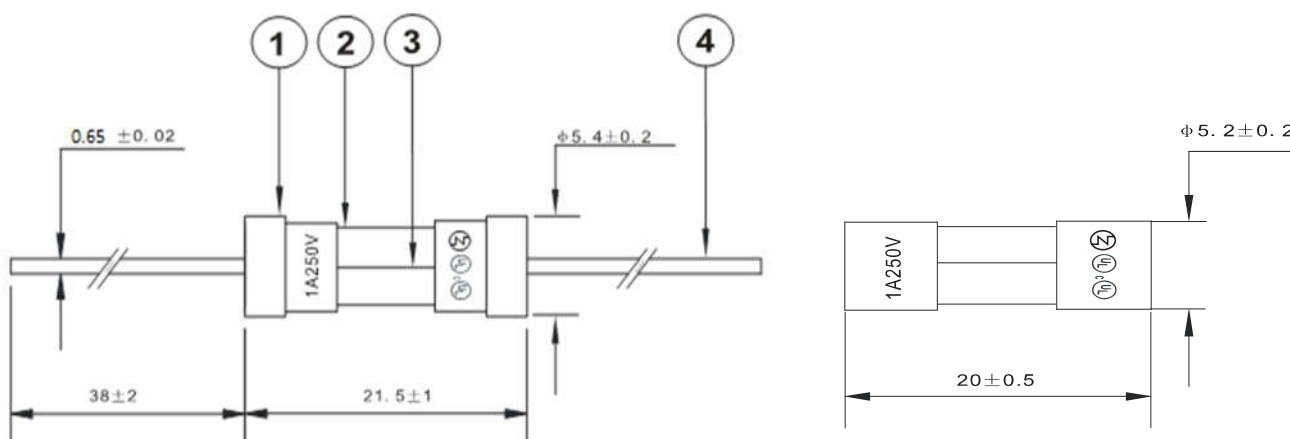
There shall not be any remarkable stain and crack on the appearances, markings shall be easily legible.

4.2 形状: 带直线引脚/无引脚小型玻璃管保险丝。

Configuration: No pin/Axial Leaded Miniature Glass Tube Fuse.

5. 结构及尺寸 / Dimensions and Structure

单位: 毫米 / Unit: mm





6. 材料明细 / Material Details

编 号 NO.	零 件 名 称 Part Name	材 质 Material
①	铜帽 Cap	黄铜镀镍 Nickel Plated Brass
②	玻璃管 Body	玻璃管 Glass Tube
③	熔丝 Fuse element	合金 Alloy
④	引线 Lead wire	镀锡铜线 Tin Plated Copper

7. 产品特性 / Product Characteristics

7.1 引脚拉力强度 / Lead Pull Strength

5 牛顿 10±1 秒 / 5N for 10±1 Seconds

7.2 引脚推力强度 / Lead Thrust Strength

2 牛顿 10±1 秒 / 2N for 10±1 Seconds

7.3 可焊性 / Solder ability

波峰焊/Wave : 260℃, ≤3s;

烙铁焊/Soldering Iron: 350±10℃, ≤3s.

7.4 耐焊接热 / Soldering Heat Resistance

波峰焊/Wave : 260℃, 10s;

烙铁焊/Soldering Iron: 350℃, 5s.

8. 电气特性 / Electrical Characteristics

8.1 实验条件: Test Condition



所有测试环境温度为 $25\pm 5^{\circ}\text{C}$ 。

All electrical test is to be conducted with the ambient air at a temperature of $25\pm 5^{\circ}\text{C}$.

8.2 负载能力 / Load capacity:

当保险丝通过 100% 的额定电流时，在 4 小时内不应熔断。

When the fuse loads through 100% of rated current, should blow within 4 hours.

8.3 分断能力 / Interrupting Rating:

保险丝承受分断能力:

10000 安培使用 125 伏交流电源(STC 对应额定电流 I_n 范围 200mA~10A);

35 安培使用 250 伏交流电源(STC 对应额定电流 I_n 范围 200mA~1A);

100 安培使用 250 伏交流电源(STC 对应额定电流 I_n 范围 1.25A~3.5A);

200 安培使用 250 伏交流电源(STC 对应额定电流 I_n 范围 4A~10A)。

Breaking Capacity:

10000A at 125 V AC (STC I_n range 200mA~10A);

35A at 250V AC (STC I_n range 200mA~1A);

100A at 250V AC (STC I_n range 1.25A~3.5A);

200A at 250V AC (STC I_n range 4A~10A).

8.4 温度上升试验 / Rising Temperature Test:

通 1.0 倍额定电流，当温度稳定时（5 分钟测量 4 次，且每次测量值与平均值相差不超过 2°C ）。测得熔断体任何部位的温升不得超过 75°C ，周围环境温度为 $25\pm 5^{\circ}\text{C}$ 。

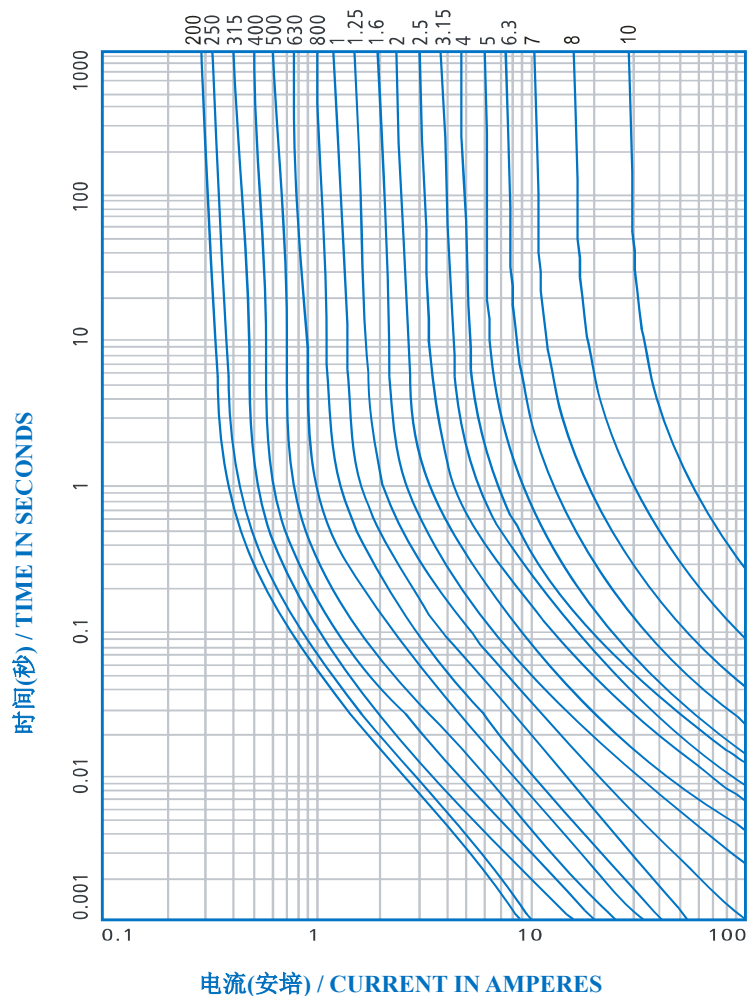
When the 100% times of Ampere Rating passes the fuse, after reaching thermal balance, the temperature on the fuse surface rising shall not be higher than 75°C . Note: Rising temperature = the Surface temperature - Ambient temperature.



8.5 熔断时限 / Operating Characteristics

额定电流的% % of Ampere Rating(In)	熔断时间 Blowing Time
100%* In	大于 4 小时(4 hours Min)
135%* In	小于 1 小时(1 hour Max)
200%* In	小于 120 秒(120 sec Max)

8.6 平均时间电流曲线图 / Average Time Current Curves





9. 环境特性 / Environmental Characteristic

9.1 使用温度范围 / Operating Temperature

-55℃~+125℃。

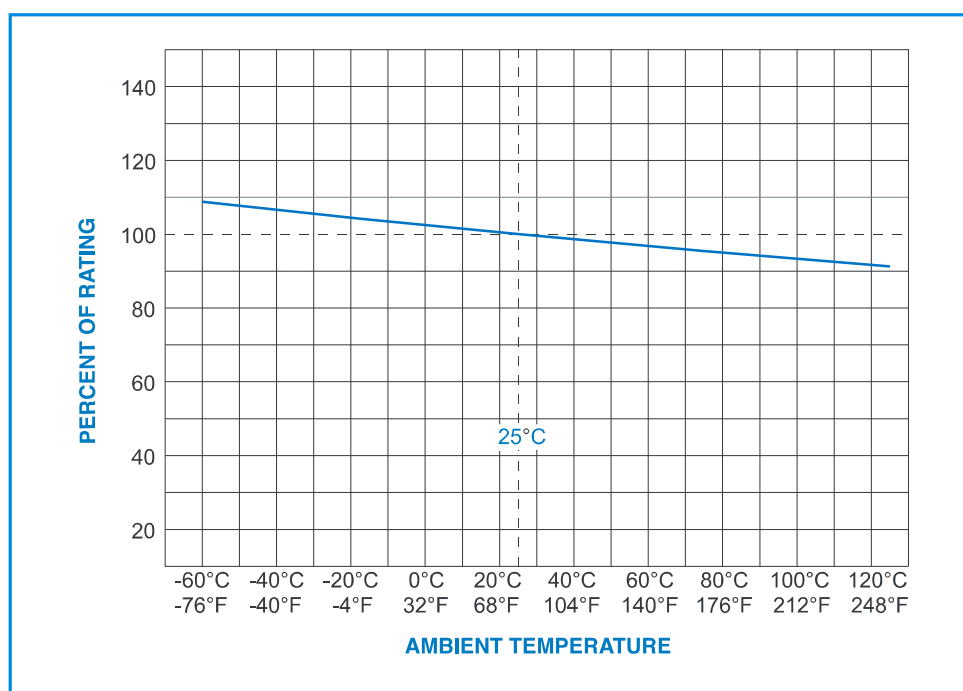
9.2 保存条件 Stock Condition

湿度：相对湿度 $\leq 75\%$ 平均可以存放 3 年。

Humidity: Relative humidity $\leq 75\%$ store 3 years in average.

9.3 若操作环境温度超出 $25\pm 5^\circ\text{C}$ 范围，在选用保险丝规格时，需考虑操作环境温度对保险丝的影响，请参照如下：温度-电流曲线图。

When choosing the fuse's specification, if the operating environmental temperature beyond the scope from $20\sim 30^\circ\text{C}$, engineer should consider the environmental temperature's affection to fuses. Please refer: Temperature Rerating Curve:



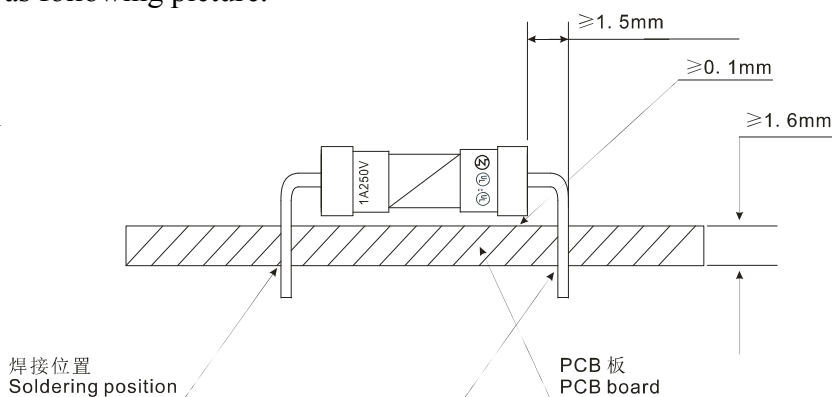
10. 安装建议 / Installation Recommendations

10.1 建议按照如下示意图方式进行安装。

Propose installation way as following picture.

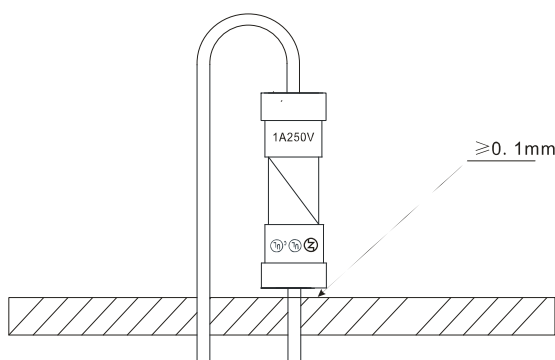
A、卧式安装

Horizontal installation



B、立式安装

Vertical installation



10.2 建议焊接参数 / Recommended Soldering Parameters

A. 波峰焊参数 / Wave Parameters:

锡炉温度 / Solder Pot Temperature: 260°C Max

焊接时间 / Solder Dwell Time: 2~5s

B. 手工焊参数 / Hand-Solder Parameters:

烙铁温度 / Solder Iron Temperature: 350±5°C

焊接时间 / Heating Time: 5s Max

11. 包装 / Packaging

11.1 包装袋/盒印明下列标示: / The following items indicated on the label:

产品料号、额定(电压、电流)、分断类型及安规名称。

Catalog number, ratings (voltage, current), interrupting type and safety mark.

包装材料均符合 RoHS/REACH/HF 的环保要求, 且包装材料不会和零件发生化学反应, 造成不良。

The packing material conforms to ROHS/REACH/HF environmental protection request. And

the packing materials will not have the chemical reaction with the components.

11.2 包装数量 / Packing Quantity

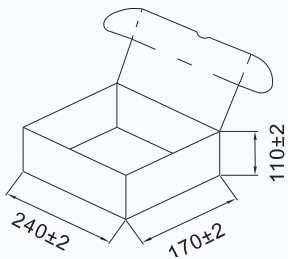
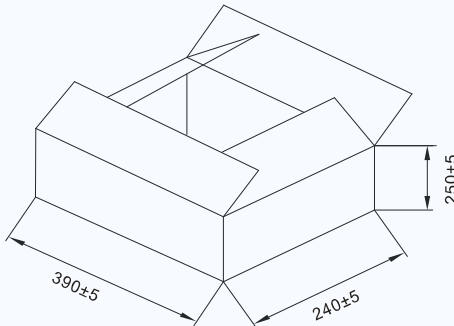
每胶袋 200 个保险丝 / Bulk 200 pcs in per poly bag;

每盒 10 胶袋 1 个内盒 / 10 poly bags in per inner box;

每 4 个内盒 1 个外箱 / 4 inner boxes in per outer carton

11.3 包装箱尺寸 / Packing Size

单位: 毫米 / Unit: mm

A. inner box:	B. Outer carton:
L240±2 * W170±2 * H110±2	L390±5 * W240±5 * H250±5
	

12. 其他 / Others

12.1 如果在使用中有超出本规格书的要求, 须经双方协商确认。

In the event that an impropriety is found beyond this specification, it shall be fixed by mutual agreement between the parties.

12.2 如果本规格书有不适当的情况, 须通过双方协商并由本公司修改。

In the event that an impropriety is found in this specification, *REOMAX ELECTRONICS CO., LTD.* shall amend it by mutual agreement between the parties.

附件 I: 安规证书 / Appendix I: Safety approval certificates